

THAT'S NO VAN. THAT'S A MAN.

The MAN TGE.



Contents

Intro	4	Superstructures	40
The models at a glance	6	Equipment packages	44
E-mobility	8	Innovations and safety	46
Connectivity	10	Additional assistance systems	50
Interior and exterior	12	Customer Service	52
Storage system	14	Drive and engines	56
Connectivity – infotainment	16	Vehicle line-up	60
Connectivity – call services	18	Additional equipment	62
Air conditioning	19	General and additional information	64
Seating and seat configurations	20		
Loading compartment	22		
Front and rear design	26		
Wheels and paint finishes	28		
Versatility	30		
Van options	32		
Electric transport	34		
Passenger transport	36		



M AN 2016

INTRO

**IT ENDS THE DAY
LEAVING ONLY THE
WORK EXHAUSTED.**





The MAN TGE has probably more commercial vehicle experience behind it than any other van.

Whether for construction jobs, forestry, passenger transport or quarry work, this van can handle almost any terrain. Available in a wide range of configurations and offering plenty of digital features, it also comes with customer-oriented service that ensures you always get the job done right. For over a century, MAN has been the global leader in commercial vehicles, so no one knows your needs better. And with our 24-hour service, we're always there when you need us. Learn more now about the truck among vans.

1 – The panel van

Loads of load space.

The MAN TGE panel van can safely deliver any freight to its destination. Its spacious loading compartment with up to 18.4 m³ of volume offers plenty of room to spare. Up to 14 lashing points and rails¹ embedded in the floor, side walls, end wall and roof keep everything right where it should be.

2 – The minibus

Where every passenger is a VIP.

The MAN TGE minibus can accommodate up to 19 passengers in addition to the driver. With its numerous seating arrangements and air-conditioning as well as its equipment and configuration options ensuring the highest possible flexibility and comfort, the MAN TGE “City”, “Intercity” or “Coach” minibus models cover everything that contemporary passenger transport has to offer. And with a category B driving licence, you can drive the TGE “combi van” with up to 8 passenger seats.

3 – The chassis

'Cause this is no picnic.

Whether configured together with a chassis with platform body or as a tipper, tipper with crane, roll-off skip loader, tow truck or skylifter truck – the MAN TGE in all its shapes and versions is your reliable partner on the job. And with the crew cab option, you can even take six hard-working colleagues along with you.

¹Optional equipment at extra cost.

EVERYTHING YOU NEED AND MORE. THE MAN TGE.





E-MOBILITY

READY FOR ALL MISSIONS. WITHOUT EMISSIONS.



The urban and suburban logistics industry is constantly changing and becoming ever more complex: The growth in commodity and distribution traffic is increasingly confronted with societal demands for sustainability, especially where the reduction of pollutants and noise emissions are concerned. With its comprehensive, innovative and holistic transport concepts as well as the expansion of an all-electric vehicle fleet – featuring the MAN eTGE – MAN provides tailor-made solutions for the

urban logistics of the future. Whether as a tipper, platform body or combi conversion: As a fully electric series production vehicle, the MAN eTGE can compete with the total cost of ownership of a MAN TGE Diesel. But its direct economic benefits aren't the only thing that makes its purchase exciting. Its CO₂-free drive does its part to improve city air and is so quiet that deliveries can easily be made at night, thus expanding shipment hours and increasing schedule flexibility. In addition to providing a

high-performance vehicle, we offer comprehensive fleet advice for the ideal introduction to electromobility and are at your side with MAN Transport Solutions throughout the entire life cycle of the MAN eTGE.

Along with the usual support in service and maintenance, the specialist advisors at MAN Transport Solutions offer assistance on issues that range from electric vehicle deployment and route planning to charging infrastructure and energy supply.



1 - MAN eTGE Kipper



2 - MAN eTGE Pritsche



3 - MAN eTGE Kombi

RE-ENERGISE YOUR COMPANY WITH MAN TRANSPORT SOLUTIONS.



Operational analysis and mobility concept

We work together with you to analyse the current state of both your business as well as your fleet deployment and then develop a tailor-made mobility concept to provide a cost-efficient launch into the world of e-mobility.



Charging infrastructure and energy supply

Together we develop the charging infrastructure, simulate vehicle deployment and charging processes and establish the optimal energy supply strategy for your business to make your transition to e-mobility as easy and successful as possible.



E-mobility entry and fleet integration

We provide comprehensive advice on the use and maintenance of your electric vehicles, offer employee training support and are always there as a competent partner for your service workshop.

CONNECTIVITY

IN THE NET AND ON THE GO – WITH MAN CONNECT.





By connecting driver, vehicle and environment, MAN Connect and the infotainment generation with online compatibility bring the digital revolution directly to your MAN TGE.

The infotainment systems can be conveniently connected to your smartphone and enable you to use compatible apps via MAN SmartLink. Depending on the equipment option, the vehicle also offers its own online services. In the event of a breakdown or emergency, call services can be quickly accessed with the 3-button module¹ in the roof console, ensuring your safety no matter what the situation.

Also, the standard installation of the MAN Telematics Box² in vehicles from model year 2021 onwards make them all compatible with MAN DigitalServices. The MAN TGE already comes with digital services that will pave the way for the digital fleets of the future. The MAN Telematics Box² will be the interface for providing a comprehensive overview of fleet and vehicle data and supplying valuable information to help increase efficiency. For example, the digital maintenance and repair management tool MAN ServiceCare³ offers complete visibility into the maintenance status of your fleet. And thanks to innovative over-the-air technology with MAN Now³, software upgrades can be sent directly to your MAN TGE using a wireless internet connection.

Let MAN take your company one step further into the future of mobility.

¹ Not available for eTGE and special bodies (e.g. cowl) as well as vehicles without radio and vehicles with preparation for radio installation. ² Not available for eTGE, vehicles without radio and vehicles with preparation for radio installation. ³ The service will be available at a later date.

INTERIOR AND EXTERIOR





LAND YOURSELF A CUSHY JOB!

Whether heading to work, on the construction site or taking a well-earned break, the MAN TGE is a true professional that goes wherever you go.

The ergonomic driver's workstation offers you incomparable comfort on the move – and even on rocky, uneven roads. The same goes for the infotainment system¹ that can be conveniently controlled by voice command, allowing you to focus more of your attention on the road. The ingeniously versatile loading compartments and storage areas keep your workday in order.

¹Optional equipment at extra cost.



TOP Storage system.

The extraordinary interior of this van immediately sets it apart from the rest.

The sophisticated storage concept has a place for everything you need, from work gloves to a ruler. Besides the especially large and deep storage areas underneath the entire length of the windshield, additional storage compartments or areas are mounted to the roof gallery¹, above the spacious glove compartment and in the doors. The MAN TGE offers even more storage space under the folding bench seat. Practical compartments and holders are also available on the foldable seat back¹ of the front passenger double seat bank. The dashboard includes two cup holders on both the driver and front seat passenger sides and two or optionally three 12V outlets¹. A fourth 12V outlet¹ and a 230V outlet¹ on the driver console are also optionally available. Two USB ports¹ right next to the gear lever complete the intuitive workstation.

-
- 1 Storage space under the bench seat
 - 2 230 V power socket¹
 - 3 Foldable seat back with cup holders, tablet holder and storage compartment¹
 - 4 Storage compartments in the doors
 - 5 USB port¹
 - 6 Cup holder
 - 7 12 V power socket¹
 - 8 Lockable glove compartment¹
 - 9 Sophisticated storage system with compartments
 - 10 Overhead storage unit¹



¹Optional equipment at extra cost.

Connectivity – infotainment.

The online-compatible infotainment systems will make your workday easier than ever before.

In interaction with the standard MAN Telematics Box¹, these systems will provide you with access to a wide variety of mobile online services that are optimally

tailored to the diverse needs of your industry. Intuitive and easy to operate, the infotainment systems are available in three different functional ranges. The all-inclusive MAN Media Van Business Navigation² solution comes with Online Navigation and the innovative

and expandable InVehicle apps, which can help you with refuelling and parking, for example, by providing useful information on parking fees and fuel prices.



Connectivity – infotainment.

1 – MAN Media Van Business Navigation²

– The all-round carefree package.

- 8-inch TFT colour display with touch screen
- DAB+ compatible
- Hands-free kit
- Wireless MAN SmartLink for connecting a smartphone via Bluetooth or WLAN
- Includes two-year license for navigation function with live traffic function, regular map updates (can be renewed via MAN Now)
- Use of online services (weather³, news – can be renewed via MAN Now) and more
- Use of music streaming services via the smartphone (MAN MirrorLink®, Apple CarPlay™, Android Auto™)
- Including connectivity for MAN DigitalServices and MAN Connect services

2 – MAN Media Van Business^{2, 4} – advanced comfort.

- 8-inch TFT colour display with touch screen
- DAB+ compatible
- Hands-free kit
- Wireless MAN SmartLink for connecting a smartphone via Bluetooth or WLAN
- Use of online services (weather⁴, news) and more

3 – MAN Media Van² – classic with touch screen.

- 6.5-inch TFT colour display with touch screen
- DAB+ compatible
- Hands-free kit
- MAN SmartLink for connecting a smartphone via cable
- Including connectivity for MAN DigitalServices and MAN Connect call services



¹Not available for eTGE, vehicles without radio and vehicles with preparation for radio installation. ²Optional equipment at extra cost. ³Weather at current location only. ⁴Not shown

Connectivity – MAN Connect call services.

Digital call services via the 3-button module¹ now make it possible to receive speedy help in emergency situations.

What is the 3-button module¹?

The 3-button module¹ is located in the roof console of the MAN TGE. Together with the installed MAN Telematics box² with integrated eSim card, it serves as a constant companion for help in emergencies, for breakdown assistance or technical questions about the vehicle and its operation. In the event of an emergency call, you will immediately be connected with the appropriate contact person at the mere touch of a button or the deployment of the airbag, sparing you a time-wasting search for phone numbers in a potentially hazardous situation. You will be quickly connected – without an additional mobile phone.

The 3-button module¹ is compatible with all infotainment systems and is installed in the roof console factory-direct.



MAN info call:

For professional solutions to vehicle-related problems, the MAN info call connects to the MAN Mobile24 centre with a mere touch of the “i” button. An agent fluent in your language is then automatically selected based on your infotainment system settings. Here you’ll find professional answers to all of your questions.

MAN breakdown service:

In the event of a breakdown, you will be connected at the touch of a button on the wrench symbol to the MAN Mobile24 headquarters call centre, where an employee will welcome and advise you in the infotainment system language of your choice. At the same time, important vehicle data such as location and malfunction codes are transmitted automatically to MAN Mobile24, and the employee will also contact the nearest MAN workshop, which can react to the breakdown with a speedy diagnosis and repair.

Emergency call (EU emergency call):

In the event of an accident that triggers the airbag, a voice connection to the emergency call centre is automatically established via the 112 emergency number. For medical emergencies, the emergency call can be activated manually using the signal red SOS button. The module then simultaneously transmits the vehicle location and other legally required information to accelerate rescue operations.

¹Not available for eTGE and special bodies (e.g.cowl) as well as vehicles without radio and vehicles with preparation for radio installation.

²Not available for eTGE, vehicles without radio and vehicles with preparation for radio installation

Air conditioning.

In the MAN TGE, you always feel comfortable in your job. You can choose between manual Climatic¹ air conditioning or automatic Climatronic¹ temperature control.

In the MAN TGE combi van, an air duct under the roof console keeps your passengers comfortable on every journey. This air flow in the duct can be individually adjusted using a separate controller. All other minibus models (TGE City, TGE Intercity, TGE Coach) can also be equipped with a separate air conditioning control for the passenger compartment. Tinted, insulating windows¹ also keep temperatures comfortable in the passenger area. So no matter where you go or what the weather, in the MAN TGE you can always rely on a pleasant work climate.

1 – Heating and ventilation²

The MAN TGE comes with heating and ventilation as standard.

2 – Climatic (manual)¹

The infinitely variable control of the air conditioning system ensures that the temperature can be adjusted to the desired level.

3 – Climatronic (automatic)¹

With this system, temperatures can be individually adjusted in two or three zones including the driver, front seat passenger and loading/passenger areas. It takes into account the intensity of the sunshine and the exterior temperature, and then adjusts the air conditioning to compensate. Automatic air recirculation, an air quality sensor, additional air vents in the roof liner¹ and optional additional heating also ensure your comfort.

¹Optional equipment at extra cost.

²Ohne Abbildung.



Seating.

When it comes to seating, the MAN TGE offers you a similarly impressive range of options.

There are six seating options ranging from "Standard", "Comfort"¹ or "Comfort Plus"¹, all available as swivel seats¹, to the extraordinarily ergonomic "ergoComfort"¹ seat featuring the AGR seal² of approval and even a massage function in the "ergoActive"¹ version. We also offer a wide selection of seat covers for the Man TGE. Choose between (a) the extremely abrasion-resistant, long-lasting seat covers³ made of the robust "Marathon"¹ material popular in utility vehicles, (b) the standard fabric seat covers "Toronto Grid" or (c) the high-quality seat covers in "Mesh"¹ synthetic leather.



1 – Rear bench crew cab

The bigger your team, the faster you can get the job done. The rear bench seat in the crew cab van offers plenty of room for four additional passengers.

2 – Driver's seat "Comfort Plus"³

The driver's seat "Comfort Plus" features electrically adjustable four-way lumbar support as well as folding armrests on both sides, making your ride to work smoother than ever, even over long or bumpy roads.



¹Optional equipment at extra cost. ²Certification of the Campaign for Healthy Backs. Tested and recommended by the „German Association of Back Health Facilities“ and the „Forum for Healthy Backs – live better“ on 10 June 2021.

³The printing process may cause printed colours to differ from real colours.

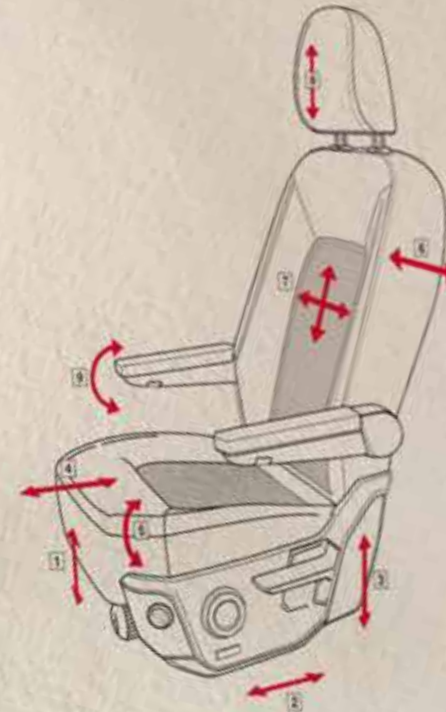
Seat configurations.

Einzelsitz „Standard“ und „Comfort“

	„Standard“	„Comfort“	„Comfort Plus“	„Drehsitz“
Lehnenverstellung	•	•	•	•
Sitzlängsverstellung	•	•	•	•
Sitzhöhenverstellung		•	•	•
Sitzneigungsverstellung		•	•	•
Manuelle 2-Wege-Lordose		•		
Elektrische 4-Wege-Lordose			•	•
Armlehne innen		•		
Armlehne links/rechts			•	•
Drehfunktion ca. 180°				•

Einzelsitz Schwingsitz

	„ergoComfort“	„ergoActive“
Lehnenverstellung	•	•
Sitzlängsverstellung	•	•
Sitzhöhenverstellung	•	•
Sitzneigungsverstellung	•	•
Elektrische 4-Wege-Lordose	•	•
Armlehne links/rechts	•	•
Schwingsitz mit Gewichtseinstellung	•	•
Sitztiefenverstellung	•	•
Massagefunktion		•



Bedienelemente Schwingsitz:

- 1 Schwingsitz mit Gewichtseinstellung
- 2 Sitzlängsverstellung
- 3 Sitzhöhenverstellung
- 4 Sitztiefenverstellung
- 5 Sitzneigungsverstellung
- 6 Lehnenverstellung
- 7 elektrische 4-Wege-Lordose
- 8 Kopfstützenverstellung
- 9 Armlehnenverstellung

LOADING COMPARTMENT



Loading compartment.

The MAN TGE's dimensions are everything you could ask for.

The panel van offers a choice of two wheelbases, three lengths and three heights available with a loading compartment area ranging up to 18.4 m³. Depending on the version,

the vehicle length ranges from 5.98 to 7.39 metres and the vehicle height from 2.35 to 2.83 metres. The total permissible weight is up to 5.5 tons. An additional 3.5 tons can be transported using the trailer hitch. The chassis also comes in

two versions with a chassis cab or crew cab. The chassis with platform body is available factory-direct in four lengths with the platform length ranging up to 4.7 metres.



The specified load volume refers to the version with front wheel drive.



6

3

5

7

5

7

5

2

The loading compartment is equipped with a robust wood floor¹ or a universal flooring¹ that allows you to quickly install or remove your individualized shelving system as required.

You can choose to have the lashing rails installed on the loading compartment floor, ceiling, side walls or divider wall. Wall panelling made of laminated wood or synthetic twin-wall sheets (medium-height) is also optionally available. The loading compartment is superbly illuminated by the standard bright LED lights. The MAN TGE also features a low loading edge and an extra-wide sliding door with a 1,311 mm opening width.

Interior fittings:

TOP 1 – Preparation for configurations

A large number of hex holes for M6 screws allow you to easily install shelves and cabinets above and below the window area.

2 – Low loading edge²

The front-wheel drive in combination with the low 100 mm loading edge simplifies loading and unloading. An additional step¹ across the entire length of the vehicle rear, or the right half¹ if there's a trailer hitch, is also available for easier access.

3 – Lashing rails and lashing points¹

Lashing rails can be installed on the loading compartment floor, ceiling, side walls or divider wall as required. Lashing points installed in the floor are standard.

4 – Interior ceiling-mounted racks¹

Offers easy storage for longer items. Both parts of the rack can be moved along the vehicle ceiling to adjust the length for all kinds of goods. They are removable when not in use.

5 – Floor and wall panelling¹

Robust wood floor or **TOP** innovative universal flooring; optional wall panelling made of laminated wood or synthetic twin-wall sheets (medium-height).

TOP 6 – Loading compartment lighting

Bright, long-lasting LED lights are standard.

7 – Door opening angle

The rear doors open either 180° or 270°¹; extra-wide sliding door on the side with a 1,311 mm opening width.



¹ Optional equipment at extra cost. ² Figure refers to the TGE panel van with front-wheel drive in comparison to the rear-wheel drive and all-wheel drive 4x4 models.



Front and rear design.

The first thing about the MAN TGE that grabs your attention is – that it grabs your attention.

With the optional LED headlights and LED daytime driving lights, it turns heads just as effectively as it keeps you securely on track when driving at night. The extra-narrow

A-pillars and large windshield ensure you can see far and wide. The extra-large rear-view mirrors with additional wide-angle function make your trip even safer.

The van's astonishing aerodynamics result in a low drag coefficient and significant savings at the fuel pump.



Headlights: optional LED headlights with LED daytime driving lights.

Radiator grille: with eye-catching MAN lion, embedded in a high-gloss chrome trim.

Rear-view mirrors: large rear-view mirrors, optionally with electric adjustment and folding function, heated, extra wide viewing angle and impact-protected indicator lights.

The MAN TGE INDIVIDUAL LION S

When even the road holds its breath.

There's no challenge too great for the new MAN TGE Individual Lion S. Its combination of proven MAN technology, maximum comfort and impressive design makes it much more than just a van.

Setting new standards in aesthetics, its exclusive design is guaranteed to get the heart of every performance fan racing. The TGE Individual Lion S is the perfect choice for achievers who want a vehicle just as impressive as the job they do.



- 1 – Exclusive Individual Lion S interior;
- 2 – High-quality leather seats with red stitching;
- 3, 4 – Exclusive Individual Lion S exterior





Wheels.

The MAN TGE's wheels keep you rolling in style.

It's your choice: light-alloy wheels, steel wheels with full hub caps or with wheel centre caps.

-
- a Steel wheels with full hub caps¹
 - b Steel wheels with chrome wheel centre caps¹
 - c Light-alloy wheels¹

Paint finishes.

Your new MAN TGE is like a business card on wheels:

Whether solid-colour, metallic, pearl effect or special paint finish, you can now show your true colours and make a great impression.

-
- 1 Ontario Green
 - 2 Deep Ocean Blue
 - 3 Candy White
 - 4 Indium Grey metallic¹
 - 5 Neon Orange
 - 6 Deep Black pearl effect¹
 - 7 Cherry Red
 - 8 Reflex Silver metallic¹

And if Candy White still isn't sweet enough for you, or Deep Black a little too bright, we offer over 100 other paint finishes for you to choose from.

¹Optional equipment at extra cost.





1

3

4

5

6

7

8

VERSATILITY



**WOULD HAVE BUILT
ROME IN A DAY.**





The MAN TGE is always a smooth operator even under the toughest conditions.

The two wheelbases, three heights and three lengths available make it the perfect choice no matter what the job. The two wheelbases are 3,640 mm and 4,490 mm. The loading compartment lengths¹ range from 3,450 mm to 4,855 mm, and the loading compartment heights²

from 1,726 mm to 2,196 mm. Choosing the largest height and length results in a maximum loading compartment volume of 18.4 m³.

The chassis allows a maximum body length of 5,550 mm with a chassis cab, and a maximum length of 4,300 mm with a crew cab. And no matter which variation you select, the MAN TGE always packs a punch with a

permissible total weight of 3 t to 5.5 t. An additional 3.5 t can be transported using the trailer hitch. The maximum payload of the 3.5-ton version is particularly impressive – it can shoulder up to 1.8 t. It always offers the right combination of performance and generous space. How's that for power?

Van options¹

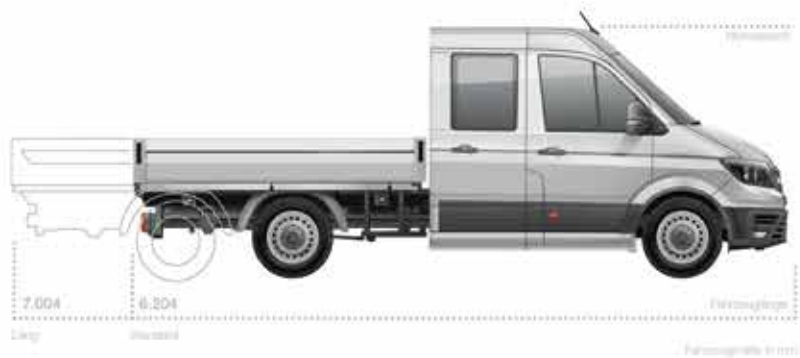
The MAN TGE panel van.



The MAN TGE combi van.



The MAN TGE crew cab.



The MAN TGE chassis cab.



¹The dimensions shown refer to vehicles with front-wheel drive and factory-direct chassis with platform body.

ELECTRIC TRANSPORT



UPDATE YOUR FLEET.

MAN eTGE.

Our MAN eTGE with its fully electric drive sneaks through the urban jungle on quiet paws.

With functionality, efficiency and reliability that leave a lasting impression, the powerful MAN eTGE can meet every current and future challenge that urban traffic poses for a freight or transport vehicle:

Drive

The permanent magnet synchronous machine delivers a peak output of 100 kW (136 hp)¹ and the immediately accessible full torque of 290 Nm ensures optimum acceleration.

Battery

Installed under the loading compartment, the MAN eTGE's 35.8 kWh high-voltage battery² ensures optimum weight distribution with no loss of load space in comparison with the rear or all-wheel drive.

Charging options

With the provided cable, the MAN eTGE can be conveniently charged overnight or during work, for example, at any 230 V socket. At the practical AC Wallbox with a connected load of 7.2 kW, the MAN eTGE can be fully charged in just 5 hours and 20 minutes. 80% of the battery can be charged in 45 minutes at a rapid charging station (DC charging up to 40 kW).

Range

The MAN eTGE really comes into its own in urban and stop-and-go traffic. Its real range³ of 120–130 km with a maximum payload of 950 kg means the average daily urban mileage of 60-80 km is easily achievable at full loading capacity and that 70% of all applications can be covered.

Cost – diesel vs. eTGE

After four years of mileage, the eTGE reaches a level of cost equality (TCO) with the diesel TGE. When state subsidies, tax advantages and lower energy costs are taken into consideration, it may even prove to be the more economical of the two. If you are in the process of purchasing or switching to a MAN eTGE, our MAN Transport Solutions experts will be happy to provide you with professional fleet advice.



¹ Energy consumption according to WLTP 29.1 kWh/100 km. ² MAN offers an 8-year guarantee on the battery: guaranteed for 8 years or 160,000 km, whichever comes first, residual capacity of at least 70%. Damage caused by external intervention is not covered by the guarantee. ³ Range according to WLTP 115 km. Range according to NEDC 173 km.

PASSENGER TRANSPORT



**JOB DESCRIPTION:
ALL-ROUNDER.**

Our buses have always commanded awe, and now our minibuses are clear proof that awesome things come in different shapes and sizes. And when it comes to passenger transport, they can keep up with their big brothers every step of the way. Specially developed to meet a wide spectrum of passenger and driver demands, our minibuses make every tour as relaxing and safe as possible. Our range also includes comfortable passenger seats with a wide selection of seat fabrics and leather variations ideally suited for buses. Whether used as an urban public transport vehicle or as a shuttle to remote and beautiful places, the accumulated MAN expertise embedded in every minibus ensures that your destination is well worth the trip.



1



2



3



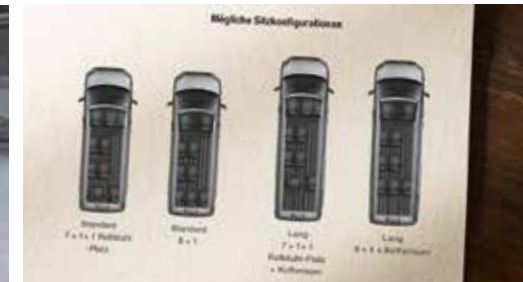
4

1 – MAN TGE combi van; 2 – MAN TGE Intercity; 3 – MAN TGE Coach; 4 – MAN TGE City

MAN TGE combi van.

For the perfect combination:

Whether it's the basic, Mobility or Shuttle package, the MAN TGE combi van¹ is available in a variety of options conceived to meet a broad range of transport demands. It provides wheelchair-accessible transport for disabled and mobility-impaired passengers and can also be used as a school bus or as a hotel and VIP shuttle. With up to nine comfortable seats, its ability to handle almost anything is unrivalled. Also, the as-standard emergency brake assist is just one of the safety systems designed to protect you on a daily basis.



MAN TGE City.

A real city boy:

The MAN TGE City cuts a modern dash though scheduled urban transport services. This agile multitasker features automatic transmission and passenger-friendly fittings to merge seamlessly into local public transport networks: padded bucket seats, large panoramic windows, ergonomic handrails and a generous low-floor area for prams and wheelchairs that has a folding ramp integrated at delivery. The MAN TGE City sets benchmarks in comfort when it comes to getting in and out: Double swing doors allow passengers to enter and exit without difficulty, something that is made even easier thanks to a low entry sill.



¹Country-specific type approval as a special-purpose M1 vehicle.

MAN TGE Intercity.

Proven greatness through flexibility:

As a 16-seater entered through the sliding door (optionally electric) and with a flexible seating system, the TGE Intercity offers maximum comfort. In the variant with 19 seats, low entry and an outer swing door are proof of the vehicle's versatility. Which is why the Intercity always delivers as the ideal shuttle bus for schools and clubs or a handy chaperone for hotel excursions. The TGE Intercity also features a host of safety systems designed to get you safely through a busy day at work.



MAN TGE Coach.

Travel like a star:

the ideal coach for small groups with high standards. The roomy passenger area has space for up to 16 passengers, each with their own coach seat crafted from supple leather. Separate air conditioning for the passenger area, a fridge for drinks and snacks and a video function guarantee your passengers a wonderfully luxurious travelling experience¹. Even suitcases and bags travel in comfort – with an extra deep luggage compartment in the MAN TGE Coach.



¹Optional equipment at extra cost.



Superstructures.

No matter what the challenges of your work or where it takes you:

Our industry expertise, years of experience and wide network of superstructure manufacturers can deliver the perfect solution for your business. The MAN TGE can be configured to match your requirements as a tipper, skylifter, ambulance vehicle or mobile workshop. Just tell us what you need and we'll take care of the rest.

TOP Factory-direct superstructures.

Nobody likes to wait for delivery of their new vehicle, and especially not when it's a MAN TGE.

That's why we offer a large range of industry-specific and individual superstructures ready-made and factory-direct. You can configure your MAN TGE to your precise individual requirements. Whether as a chassis with platform body, tipper or box with integrated shelving – we deliver your vehicle so fast and efficiently you'll hardly notice the wait. Those who can't wait for more than a couple of days for their new MAN TGE in the right configuration can access our 'vans to go', a wide range of complete vehicle solutions which are available immediately.



1 – Platform body with crane; 2 – Lightweight box; 3 – Service vehicle with shelf extension; 4 – 5.5 t model with 3-side tipper



1 – Panel van Plus (available in various vehicle lengths and heights); 2 – Separate control panel for operating configurations, operable from the driver seat or outside the vehicle; 3 – Tow truck

Forestry work puts completely different demands on the MAN TGE than delivery work.

Which is why working closely with MAN is the best thing for your business. We have over a century of transport industry experience, and our wide network of superstructure manufacturers has been carefully chosen in line with our rigorous quality requirements.

Example configurations:

- 1 Roll-off skip loader
- 2 Tow truck
- 3 Waste collector
- 4 Emergency services vehicle
- 5 Glass racks
- 6 Skylifter
- 7 Panel van with lift gate
- 8 Tipper
- 9 Tipper with crane
- 10 Platform body
- 11 Platform body with cover and carline roof
- 12 Camper van
- 13 Ambulance vehicle
- 14 Dry freight box body with tailgate lift
- 15 Panel van Plus



1



2



3



4



5



6



7



8



9



10



11



12



13



14



15

Equipment packages.

You can choose among a wide range of factory-direct equipment packages¹ available at attractive prices.

Safety packages.

Active safety package:

- Adaptive cruise control (ACC) with speed limiter and stop function
- Emergency brake assist (for adaptive cruise control ACC up to 160 km/h)
- Heated, foldable exterior mirrors with electric adjustment
- Lane change assist with active lane assist
- Parking assist in front and rear as well as lateral protection assist
- Fog lights including cornering light

Passive safety package:

- Three-point automatic seatbelts with seatbelt height adjustment and electric belt tensioners in front
- Airbag for driver and front seat passenger with front seat passenger airbag deactivation
- Side and head airbags for driver and front seat passenger
- Tyre pressure indicator
- Fog lights including cornering light
- Step lighting front, can be deactivated

Light and sight package:

- Light Assist high-beam assist
- Daytime driving lights with headlight activation (automatic), “leaving home” function and manual “coming home” function
- Intermittent windshield wiper operation with light and rain sensor
- Fog lights including cornering light

Comfort packages.

Comfort package:

- Four 12 V outlets in the driver cab (three in the dashboard, one in the driver’s seat frame)
- Storage package 2: Two 1 DIN slots and reading lamp mounted in the roof
- Multifunction steering wheel (three spokes)
- Driver seat “Comfort Plus”
- Premium interior noise damping

Comfort package plus:

- Four 12 V outlets in the driver cab (three in the dashboard, one in the driver’s seat frame)
- Storage package 2: Two 1 DIN slots and reading lamp mounted in the roof
- Chrome package
- Multifunction leather steering wheel (three spokes), heated
- Suspension seat “ergoActive” for the driver
- Premium interior noise damping
- Adaptive cruise control with speed limiter
- Step lighting front, can be deactivated

Winter package:

- Additional water heating with programmable park heating and radio remote control
- Headlight cleaning system with heatable windscreen washer nozzles in the front and washer water level indicator

Industry-specific packages.

Tipper construction package:

- Electric terminal strip and control unit with ABH programming
- Preparation for tow-bar (including roll-over stabilisation with cable set, outlet and control unit)
- Rear window
- Interior safety mirror, dimmable
- Preparation for three-way tipper
- Dirt trap in front
- Position lights on the front roof
- Second battery with cut-off relay and battery monitoring

Platform body construction package:

- Preparation for tow-bar (including roll-over stabilisation with cable set, outlet and control unit)
- Rear window
- Interior safety mirror, dimmable
- Platform floor, aluminium side panels (foldable), safety fasteners, additional step (in the rear on tailgate panel)
- Position lights on the front roof

¹ May differ between countries.

² Stop function only available with automatic gearbox.

³ For vehicles with gross weight of 5.0t and 5.5t.

Driver Assistance package - City:

- "Rear View" reversing camera
- Heated, foldable exterior mirrors with electric adjustment
- Lane change assist
- Parking assist in front and rear as well as lateral protection assist

Load compartment package:

- C-rails on the divider wall and on the side walls
- Wooden floor, lateral interior panelling in the loading compartment made of synthetic twin-wall sheets (medium-height)
- Cab doors with reinforced door hinge on the driver side
- Hinges for the rear double-wing door with extra-large opening angle

Box package without preparation for liftgate:

- Front position lamps on the roof
- Preparation for load compartment lighting
- Exterior mirror with brace left and right, convex, with integrated LED turn signal and wide angle view
- Suspension/Shock Absorption and Stabilization package 3

Box package with preparation for liftgate:

- Narrow end crossmember with length $L = 1\,149\text{ mm}$ and height $H = 225\text{ mm}$, bolted
- Preparation for power liftgate
- Front position lamps on the roof
- 2nd battery (AGM battery) with cutoff relay
- Preparation for rear combination lamps
- Preparation for load compartment lighting
- Exterior mirror with brace left and right, convex, with integrated LED turn signal and wide angle view
- Suspension/Shock Absorption and Stabilization package 3



INNOVATIONS AND SAFETY

**YOU WORK ALONE, BUT
THEY'VE GOT YOUR BACK.**



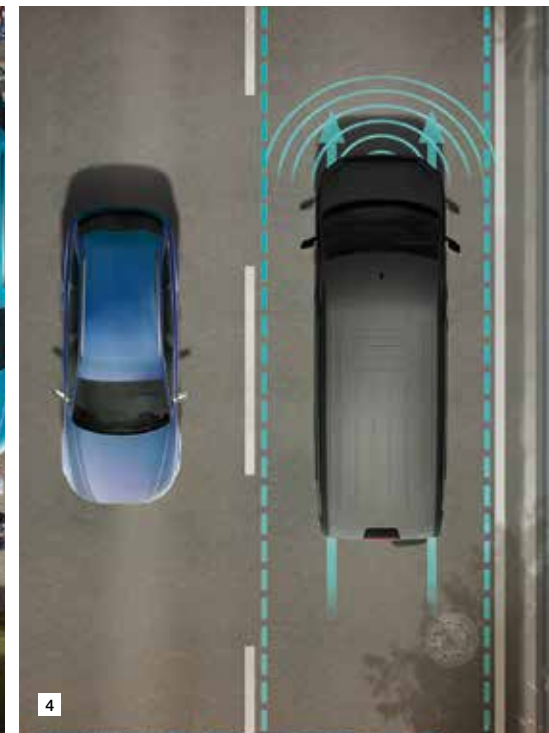
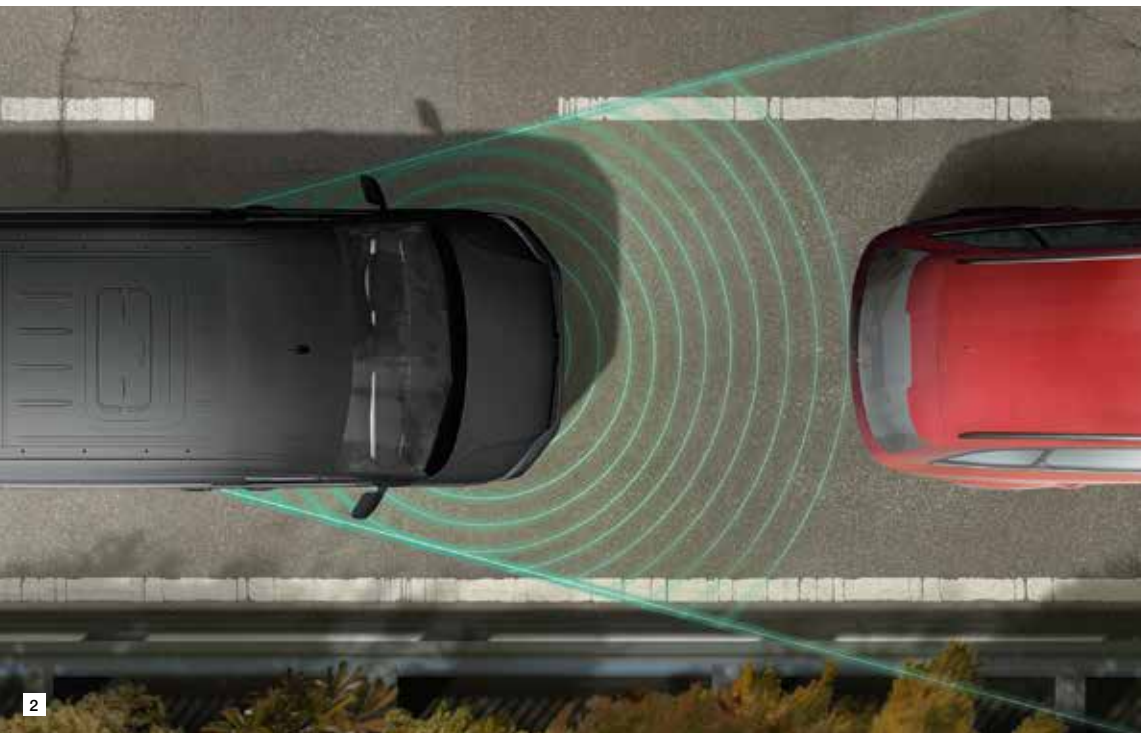
TOP Innovations and safety.

You need a team you can rely on.

Which is why the MAN TGE comes with a range of innovative safety systems to help you, depending on their respective capabilities of the selected system, to concentrate on your work and prevent costly damage to your vehicle at the same time.

P¹ 1 - park steering assist²

When activated, the park steering assist takes over the steering of the vehicle during parking, slipping the MAN TGE smoothly and accurately into narrow spots. The driver continues to operate the acceleration and brakes manually, remaining in full control of the vehicle. The system makes parking easier than ever in the MAN TGE, and helps to prevent damage from parking errors.





2 – Emergency brake assist EBA as standard equipment

If the MAN TGE is approaching an obstacle and the driver doesn't react, as-standard emergency brake assist warns the driver and then activates the brake in case of an emergency. In combination with the automatic transmission, the system automatically brings the vehicle to a complete stop¹ to prevent a collision.



3 – Park out assist²

A feature of lane change assist, park out assist helps the driver when backing out of a parking place, and brakes the MAN TGE automatically if there is a risk of collision with oncoming traffic.



4 – Active lane assist²

If the vehicle unintentionally exits the lane, active lane assist automatically compensates and steers the vehicle back into the lane. The system automatically activates at speeds over 65 km/h, and functions reliably even in poor weather conditions or with low visibility.



5 – Lateral protection assist²

Sixteen ultrasonic sensors monitor the distance of objects on either side of the vehicle and in an emergency warn the driver of objects close to the MAN TGE. At the driver's seat, a convenient display shows objects all around the vehicle and indicates potential collision risks when changing lanes. An acoustic signal also warns the driver of collision risks.






6 – Trailer assist²

This system can be activated when required. When reversing with a trailer, the MAN TGE automatically follows a previously set turning angle. The driver controls the acceleration and braking only, the steering is automatically controlled by the vehicle.



7 – Adaptive cruise control (ACC)²

Convenient and practical adaptive cruise control with speed limiter that in combination with automatic transmission can brake the vehicle to a full stop.



¹ Up to 30 km/h. ²Optional equipment at extra cost.



Additional assistance systems¹.

Lane change assist²: Lane change assist warns the driver of oncoming traffic in the driver's blind spot when changing lanes at speeds over 10 km/h. The system helps the driver to avoid potential collisions during lane changes – in city traffic and on the highway.

Crosswind assist: This system helps the driver to stay safely in their lane in case of a side wind or on a laterally sloped road surface.

Fatigue detection²: This system detects deviations from normal driving behaviour that indicate fatigue, and then advises the driver with an acoustic and visual signal to take a break.

Multi-collision brake: When a collision is detected, this system ensures the vehicle fully brakes to help the driver prevent further accidents.

High-beam assist²: This system senses vehicles up ahead or oncoming traffic and automatically switches back to low-beam.

Light/rain sensor²: This system reacts automatically in darkness or rain, regulating the headlights and windshield wipers accordingly.

Hill ascent assist: This system automatically assists start-up on inclines by preventing the vehicle from rolling backwards.

Parking assist²: This system helps the driver manoeuvre when parking using acoustic and visual signals that indicate the distance remaining in front and behind the vehicle.

Reversing camera²: Images from this camera are displayed on the cockpit monitor. The system helps the driver when parking, manoeuvring and reversing.

ABS & ESP: Electronic stability control is an add-on to the anti-lock braking system. This electronically controlled driver assistance system strategically brakes individual wheels to prevent swerving and skidding.



¹ Assistance systems help the driver to avoid accidents or incurring damage to the vehicle, within the technical capabilities of the system. ² Optional equipment at extra cost.

CUSTOMER SERVICE



Van

10



**OUR MAINTENANCE FOLLOWS
A SCHEDULE: YOURS.**



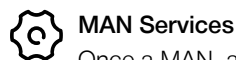
**One of the best features of the
MAN TGE: the MAN team.**

With individual solutions, cutting-edge time and maintenance management, MAN Genuine Parts and MAN Original Accessories, and customized MAN ServiceContracts, we effectively clear the path for your success. Combined with flexible opening hours at our MAN service centres and our 24-hour roadside assistance, we make sure nothing slows you down for long.



MAN Mobile24

Whether you're in the big city jungle or in the forest: The 24-hour roadside assistance MAN Mobile24 ensures that you will stay right on track. The MAN roadside assistance is ready to help you out 24/7/365. In case of a breakdown, simply call the Mobile24 number from any European country and speak to a competent partner who is ready to help you in one of 28 languages. If necessary, a MAN mobile service vehicle will be dispatched from one of the approximately 2,000 service centres across Europe. You can view and follow the current status of your breakdown processing at any time with the Mobile24 Tracking Link.



MAN Services

Once a MAN, always a MAN. That goes for the MAN TGE as well as MAN's repair and maintenance service. Our individualized ServiceContracts include additional services such as a driveline warranty or a complete vehicle warranty. A MAN service contract offers you absolute planning and calculation reliability and reduces your administrative load. You can choose between Comfort, Comfort Plus and Comfort Super. These contracts help you safeguard your business as well as plan maintenance and inspections intelligently. In an emergency, MAN's mobility guarantee ensures you have transportation to the nearest service centre. That means day and night, you can always rely on our long-lasting, top-quality MAN Genuine Parts. Or you can choose our Ecoline MAN Genuine Parts line of professionally recycled replacement parts at MAN quality standards. These environmentally-friendly parts cost less than new parts as well. MAN Original accessories also include a wide range of comfort, transport and protection products.



MAN TopUsed

An outstanding offer for an outstanding van: MAN TopUsed is your dependable partner for second-hand vehicles with our own locations for MAN Used in over 30 countries. At www.topused.man.eu, you can conveniently search for and find the just the used MAN TGE that's right for you. Their comprehensive range of services such as individual financing solutions, trade-ins and Europe-wide use vehicle warranties are indispensable in the search for a second-hand model of one of our high-quality vehicles.

¹The service will be available at a later date.





MAN DigitalServices

MAN DigitalServices offer a quick and simple entry point to digital fleet and vehicle management, and will boost the overall cost-effectiveness and efficiency of your fleet. What's more, MAN DigitalServices can be conveniently booked via the Marketplace on the RIO platform. Digital services at a glance:

- **Geo** - Efficient route planning with comprehensive mapping.
- **MAN ServiceCare S¹** (free)
 - Proactive maintenance and repairs management provided by MAN.
- **MAN ServiceCare M¹** - Bespoke maintenance and repairs management.
- **MAN Now¹** - Over-the-air software upgrades. The two-year license for mapping and traffic data (MAN EfficientRoute¹) and the latest news and weather updates (MAN OnlineNews¹ – free) can be renewed via MAN Now.

For more information on MAN DigitalServices for the MAN TGE, visit www.digital.man and the Marketplace on RIO:

<https://rio.cloud/de/marketplace/man-digital-services>



MAN ProfiDrive®

The MAN TGE is a true all-rounder tailor-made for the tasks and challenges of your individual daily drive. Qualified MAN ProfiDrive® trainers help you drive your MAN TGE more intelligently, safely, and efficiently while reducing your operating costs at the same time. MAN ProfiDrive® also includes a range of seminars specifically designed for the van segment.

Our areas of instruction:

- Driving safety in accordance with DVR (German Traffic Safety Association) guidelines
- Cost-effectiveness
- Off-road
- Vehicle instruction and technology
- Payload/luggage safety
- Van driver qualification, FQT of BG Verkehr (Transporter Driver Qualification, German BG for Transport and Traffic)
- Loss prevention/risk management
- Introduction to emergency and rescue services

Many of the training courses can be recognised and certified in accordance with professional driver qualification guidelines.



MAN Financial Services, MAN Card und MAN Rental

Our individually designed finance packages offer you a comprehensive range of options for cost-effectively purchasing a new MAN TGE. Our leasing offers allow you to calculate your costs with even better accuracy, because you only pay for the period of time that you actually use the vehicle. Our insurance products guarantee comprehensive protection against damage caused by you or by third parties. The MAN card offers a convenient method of international payment for fuel and filling station services, and for vehicle-related costs accounting. Our rental offers allow you to increase the capacity of your vehicle fleet at short notice and for a limited period of time. That significantly increases the flexibility of your business's competitiveness. If you need personal help or advice, you can reach us any time. For more information and our contact details go to www.man.de/fs.



Do you cross dirt roads and forest trails to get to work? Then get ready to be amazed by the superb performance of MAN TGE's intelligent all-wheel drive.

In normal conditions, for example on an asphalt road, the MAN TGE with all-wheel drive is powered by front-wheel drive. But on surfaces with limited traction, it switches to all-wheel drive without you having to lift a finger. And it does so in just a split-second's time.

It not only provides you with decisive safety benefits in urban traffic: All assistance systems are fully networked with the all-wheel drive system, which also makes your drive more comfortable than ever. The full drive power is flexibly distributed across front and back axles, and can be fitted with switchable limited slip differential¹. This wear-resistant and low-maintenance all-wheel drive is available installed directly at the factory and is now even available as permanent drive with a total weight of 5.0 or 5.5 t, developed in cooperation with Oberaigner, the all-wheel drive specialist. Forget everything you thought you knew about all-wheel drive. Get behind the wheel of a MAN TGE with all-wheel drive today.

¹ Optional equipment at extra cost.

DRIVE AND ENGINES



**ANYONE FOR
A SHORTCUT
THROUGH HELL?**



Drive and engines.

What's essential on the job? The drive to succeed. Which is why the MAN TGE is driven by a new generation of cutting-edge diesel and electric engines that deliver power and efficiency on any terrain.

Specially developed for the tough demands of commercial vehicle use, these engines combine a long service life with impressive power and low consumption. So no matter what the transmission or drive type you choose, these engines deliver outstanding performance, high efficiency and superb reliability even under extreme driving conditions.



Diesel engines (Light Duty, EU6d)¹:

2,0 l (75 kW, 300 Nm),turbo:
Front-wheel drive

2.0 l (103 kW, 340 Nm)¹, turbo:
Front-wheel drive and all-wheel drive 4x4

2.0 l (130 kW, 410 Nm), BiTurbo:
Front-wheel drive and all-wheel drive 4x4

Diesel engines (Heavy Duty, EURO VIe):

2,0 l (103 kW, 360 Nm), BiTurbo:
Front-wheel drive⁻¹, rear-wheel drive and all-wheel drive 4x4¹

2,0 l (120 kW, 410 Nm), BiTurbo:
Front-wheel drive⁻¹, rear-wheel drive and all-wheel drive 4x4¹

Electric motor¹:

Electro (100 kW, 290 Nm) synchronous motor:
Front-wheel drive
Energy consumption: 29.1 kWh/100 km
CO₂-emissions: 0 g/km









¹Not available in combination with twin tyres.






Front-wheel drive	<ul style="list-style-type: none"> - High payload - High trailer load of up to 3.0 t - 100 mm lower loading edge and access height - Very high loading compartment - Transverse front engine 	75-kW engine (Light Duty)	6-speed manual transmission
		103-kW engine (Light & Heavy Duty)	6-speed manual transmission/ 8-speed automatic transmission
		120-kW engine (Heavy Duty)	6-speed manual transmission/ 8-speed automatic transmission
		130-kW engine (Light Duty)	6-speed manual transmission/ 8-speed automatic transmission
Electric drive (front-wheel drive)	<ul style="list-style-type: none"> - Synchronous machine - Loading compartment volume: 10.7 m³ - Loading height: 670 mm - 950 kg payload with 3.5 t GVW - Optimum range-to-payload ratio 	100-kW motor	1-speed transmission
Rear-wheel drive	<ul style="list-style-type: none"> - High trailer load of up to 3.5 t - Small turning circle - Maximum payload - Best traction with high loads - Longitudinal front engine 	103-kW engine (Heavy Duty)	6-speed manual transmission
		120-kW engine (Heavy Duty)	6-speed manual transmission/ 8-speed automatic transmission
All-wheel drive 4×4	<ul style="list-style-type: none"> - Reliable traction - Safe handling - Superb directional stability - High trailer load of up to 3.0 t - Transverse front engine - Now also available as permanent all-wheel drive with a total weight of 5.0 t or 5.5 t 	103-kW engine (Light & Heavy Duty)	6-speed manual transmission
		120-kW engine (Heavy Duty)	6-speed manual transmission/ 8-speed automatic transmission
		130-kW engine (Light Duty)	6-speed manual transmission/ 8-speed automatic transmission

Vehicle line-up.






Panel van

	Standard	Long	Extra-long
	Length: 5,986 mm Wheelbase: 3,640 mm	Length: 6,836 mm Wheelbase: 4,490 mm	Length: 7,391 mm Wheelbase: 4,490 mm
Normal roof Height: 2,355 mm			
High roof Height: 2,590 mm	 ¹		
Super-high roof Height: 2,798 mm			






Cowl

	Standard	Long	Extra-long
	Length: 5,968 ² mm Wheelbase: 3,640 mm	Length: 6,818 ² mm Wheelbase: 4,490 mm	Length: 7,211 ² mm Wheelbase: 4,490 mm
Cowl Height: 2,305 – 2,327 ² mm			
Flatframe cowl Height: 2,305 – 2,312 mm			

Combi van and minibus

	Standard	Long	Extra-long
	Length: 5,968 mm Wheelbase: 3,640 mm	Length: 6,836 mm Wheelbase: 4,490 mm	Length: 7,391 mm Wheelbase: 4,490 mm
Normal roof Length: 2.355 mm			
High roof Length: 2.590 – 2.625 mm			 ³
Super-high roof Height: 2.830 mm			 ³

Chassis

	Standard	Long	Extra-long
	Length: 5,968 ² mm Wheelbase: 3,640 mm	Length: 6,818 ² mm Wheelbase: 4,490 mm	Length: 7,211 ^{2v} mm Wheelbase: 4,490 mm
Chassis cab Length: 2.305 – 2.327 ² mm			
Crew cab Length: 2.321 – 2.352 ² mm			

Weight variants: 3.0 t, 3.5 t, 3.88 t, 4.0 t, 5.0 t, 5.5 t plus trailer loads of 2.0 bis 3.5 t.

Engine variants: 2.0-l Turbo Diesel: 75 kW, 103 kW (Light Duty), 2.0-l BiTurbo Diesel: 103 kW (Heavy Duty), 120 kW, 130kW, Electric: 100 kW.

Drive variants: Front, rear, all-wheel drive.

Transmission variants: manual 6-speed manual transmission, 8-speed automatic transmission, electric 1-speed transmission.



NOT TO BE OVERTAKEN.

The MAN TGE is a unique companion in many ways. Boundless opportunity meets outstanding service.
Explore the MAN TGE at www.van.man

Additional equipment.



1 – Ball-type trailer hitch¹, optionally available as alternating system.

Safe and reliable operation of trailers and carrier systems up to 3.5 t.

2 – Additional wide step integrated in the fender¹.

Makes loading and unloading a breeze.

3 – Additional step on one side¹.

Assists with loading and unloading in combination with a tow-bar for up to 3.5 t.

Dirt trap¹

(no image). Protection against dirt and stones.

Preparation for trailer hitch¹

(no image). Different preparations are available for trailer loads of up to 3.5 t.

Preparation for roof rack¹

(no image). C-profile mounting rails on the roof facilitate the attachment of roof racks, roof boxes and other racks.

Roof rack with roller¹

(no image). This rack comes in handy for safe loading and transport of long items.

¹Optional equipment at extra cost.

Versatile and reliable.

With our optional MAN TGE chassis with platform body superstructures featuring either a chassis cab or crew cab, you can confidently take on even the toughest assignments.

No matter what surprises your day or the weather has in store, your load is safe with the chassis with platform body.

Lashing points

Up to ten lashing points embedded in the floor for securing the payload can be sunk into the loading platform so they are flush with the floor.

Toolbox¹

In addition, two locked toolboxes can be mounted under the loading platform. Each has a capacity of 71.5 litres and can hold up to 40 kg.



¹Optional equipment at extra cost.

General and additional information.

The depicted vehicle illustrations may show optional equipment available for an additional price. Please note that some equipment options may only be available in conjunction with other additional equipment and/or are not available in certain equipment combinations, and may be subject to certain legal requirements. Any liability of MAN for inappropriate use of such equipment is expressly excluded.

Some optional equipment can lead to longer delivery times for the vehicle. Your MAN partner is available to discuss your individual requirements. Only your MAN partner can check the combination requirements as well as the accuracy and completeness of the information in his order system.

The representation of any brand without a ® shall not be construed as not being a registered trademark and/or a permission to use this brand name without the prior written consent of the MAN Group. The product name AdBlue® is a registered trademark of the German Automotive Industry Association [Verband der Automobilindustrie e.V. (VDA)]. iPod/iPad/iPhone are trademarks of Apple Inc.

Our vehicles are fitted with summer tyres as standard. Since 4 December 2010, all vehicles operated within the Federal Republic of Germany are required by law to be fitted with winter tyres or all-season tyres in conditions where back ice, snow, slush, ice or frost are present. Your MAN partner will be happy to assist with choosing the appropriate tyres.

All engines are equipped with a multi-stage exhaust after-treatment system (diesel particle filters and SCR catalytic converter). The SCR (Selective Catalytic Reduction) catalytic converter converts the exhaust gas nitrogen oxide (NOX) into nitrogen (N₂) and water (H₂O), without creating undesirable secondary emissions. The conversion process uses a synthetic, aqueous urea solution, i.e. AdBlue® (ISO 22241-1/FROM 32), which is stored in a separate reservoir. Depending on the vehicle, the AdBlue® will have to be replenished in between scheduled services by the customer or by his or her MAN partner.

Shown empty vehicle weights include 68 kg for the driver, 7 kg for luggage, all liquids and a 90% tank filling, ascertained pursuant to Regulation (EU) No. 1230/2012 in its current version. The selected equipment or equipment line may affect the vehicle empty weight. The actual payload of the vehicle, which is the difference between the vehicle's permissible total weight and its empty weight, can therefore only be determined by weighing the individual vehicle.

The engine power inevitably decreases in relation to an increase in altitude. At 1,000 m above sea level, and for every additional 1,000 m, deduct 10% from the weight of the outfit (trailer load limit + gross weight of the towing vehicle).

The illustrated colours may vary for printing purposes.

Refrigerant R1234yf is used with all diesel engine versions in vehicle classes N1, N2 and M2. The GWP of the refrigerant used is 4 (refrigerant R1234yf). The filling quantities depend on the air conditioning compressor. They vary between 540 and 570 grams with one air conditioning compressor. With two air conditioning compressors, the fill quantities vary between 785 and 815 grams. The eTGE uses the refrigerant R134a. The GWP of the refrigerant used is 1,430 (refrigerant R134a). The filling quantities depend on the air conditioning compressor and vary between 560 and 590 grams. With the minibus configurations, refrigerant R134a is currently still in use for the roof-mounted air conditioning system.

General and additional information.

The consumption and emission values given were determined according to measurement procedures required by law. Since 1 September 2017, type approval of new vehicles is being carried out according to the Worldwide Harmonised Light Vehicles Test Procedure (WLTP), a more realistic test procedure for measuring fuel consumption and CO₂ emissions. Since 1 September 2018, WLTP has also replaced the new European Driving Cycle (NEDC) for light commercial vehicles.

Where consumption and emission values are given as a range, they do not refer to one specific vehicle and do not form part of the offer.

They serve only as a comparison between the different vehicle types.

Currently the NEDC values must still be declared. For new vehicles that are type approved according to the WLTP, the NEDC values are derived from the WLTP values. Where NEDC values are given as a range, they do not refer to one specific vehicle and do not form part of the offer. They serve only as a comparison between the different vehicle types.

Additional equipment and accessories (add-on parts, tyre formats etc.) can change relevant vehicle parameters such as weight, rolling resistance and aerodynamics and, in addition to weather and traffic conditions as well as individual driving style, can have an impact on a vehicle's fuel and electricity consumption, CO₂ emissions and mileage.

Additional information:

This brochure is valid from 20. June 2022 for the MAN TGE, model year 2023. Subject to change without notice. Modifications and errors reserved.

MAN service appointments are broken down into "oil change service" and "inspection". The service interval indicator in the display of the instrument cluster is a reminder for the next service appointment.

Collection and recycling of end-of-life vehicles:

MAN responds to the challenges of a modern society in all new products launched under the MAN brand. This includes the protection of the environment and natural resources. This is why MAN builds all new MAN TGE vehicles to specifications that facilitate their environmentally friendly recycling and, subject to complying with the national law, collects end-of-life vehicles free of charge. More information on the collection and recycling of end-of-life vehicles is available at <https://www.man.eu/uk/en/general/recycling-of-scrap-vehicles.html> or from your MAN sales office and/or service centre.

For more information, please refer to the enclosed price list/technical data. This price list contains the legal data on EU REGULATION No 540/2014 OF THE EUROPEAN PARLIAMENT AND OF THE COUNCIL of 16 April 2014 and on the new tyre label (EU Regulation 2020/740), which designates tyres in terms of fuel efficiency, wet grip and noise emission.

MAN Truck & Bus SE
Postfach 50 06 20
D-80976 Munich
www.van.man

D115.003

Subject to change without notice. Modifications and errors reserved. Products may vary in their shape, construction, colour shades and included features after the copy deadline for this brochure on 20.06.2022. The illustrations may also show special equipment, decoration elements or accessories that are not standard equipment. Where symbols or numbers are used to describe an order or the subject of an order, no rights may be derived solely from these. This publication is for international use. Any statements regarding statutory, legal and tax provisions and their effects are only valid for the Federal Republic of Germany at the time this publication was last updated. Please contact your MAN sales representative for any questions concerning the regulation applicable in other countries and its legal consequences.